



**LUMEX
WERX**



ELECTRICAL PRODUCT CATALOG

2024

www.lumexlabs.com

Our Mission

Our mission is to provide innovative and sustainable solutions that enhance the built environment, improve quality of life, and contribute to the overall progress of society. We are committed to delivering excellence in every project we undertake, ensuring client satisfaction and long-term partnerships.









TABLE OF Contents




PVC Conduits & Fittings	4
EMT Conduits & Fittings	13
Electrical Metal Boxes	17
Electric Plastic Boxes	31
Plastic Covers & Brackets	35
Metal Covers, Brackets & Hangers	38
Sockets, Switches & Wall Plates	54
Wire Connectors & Tape	69
Conduit & Accessories	75
Cable Wire	79











PVC CONDUIT & FITTINGS




PART	PART NUMBER	Qty.
PVC CONDUITS AND FITTINGS		
	PVC TA	
PVC TERMINAL ADAPTERS	1/2"	
	3/4"	
	1"	
	1 1/4"	
	1 1/2"	
	2"	
	2 1/2"	
	PVC FA	
PVC FEMALE ADAPTERS	1/2"	
	3/4"	
	1"	
	1 1/4"	
	1 1/2"	
	2"	
	2 1/2"	
	PVC SE CAP	
PVC SERVICE ENTRANCE CAPS	2"	
	3"	






	PVC CPL	
PVC COUPLING	1/2"	
	3/4"	
	1"	
	1 1/4"	
	1 1/2"	
	2"	
	2 1/2"	
	3"	
	PVC EXP CPL	
PVC EXPANSION COUPLING	1/2"	
	3/4"	
	1"	
	1 1/4"	
	1 1/2"	
	2"	
	2 1/2"	
	PVC T	
PVC "T" CONDUIT BODY	1/2"	
	3/4"	
	1"	
	1 1/4"	
	1 1/2"	
	2"	




	PVC LR	
PVC LR CONDUIT BODY	1/2"	
	3/4"	
	1"	
	1 1/4"	
	1 1/2"	
	2"	
	PVC LB	
PVC LB CONDUIT BODY	1/2"	
	3/4"	
	1"	
	1 1/4"	
	1 1/2"	
	2"	
	3"	
	PVC LL	
PVC LL CONDUIT BODY	1/2"	
	3/4"	
	1"	
	1 1/4"	
	1 1/2"	
	2"	

		
	PVC C	
PVC C CONDUIT BODY	1/2"	
	3/4"	
	1"	
	1 1/4"	
	1 1/2"	
	2"	
		
	PVC ENT	
PVC ENT CONDUIT	1/2"	
	3/4"	
	1"	
		
	PVC STRAP	
PVC STRAP (2 HOLES)	1/2"	
	3/4"	
	1"	
	1 1/4"	
	1 1/2"	
	2"	
	2 1/2"	
	3"	
	4"	
		
	PVC CAP	
PVC CONDUIT CAP	1/2"	
	3/4"	
	1"	
	1 1/4"	
	1 1/2"	
	2"	
	2 1/2"	
3"		


		
	PVC BA	
PVC BOX ADAPTER	1/2"	
	3/4"	
	1"	
	1 1/4"	
	1 1/2"	
	2"	
	2 1/2"	
	3"	
		
	PVC REDU	
PVC REDUCER	3/4"	
	1"	
	1 1/4"	
	1 1/2"	
	2"	
	2 1/2"	
	3"	
		
	ASB	
ANTI SHORT BUSHING	5/16"	
	3/8"	
		
	PVC 90	
PVC 90	1/2"	
	3/4"	
	1"	
	1 1/4"	
	1 1/2"	
	2"	
	2 1/2"	
	3"	
	3 1/2"	
	4"	





	PVC S40	
PVC SCH. 40 CONDUIT	1/2"	
	3/4"	
	1"	
	1 1/4"	
	1 1/2"	
	2"	
	2 1/2"	
	3"	
	3 1/2"	
	4"	
	PVC 45	
PVC 45	1/2"	
	3/4"	
	1"	
	1 1/4"	
	1 1/2"	
	2"	
	2 1/2"	
	3"	
	3 1/2"	
	4"	
	PVC LTC	
PLASTIC LIQUID TIGHT CONNECTOR	3/8"	
	1/2"	
	3/4"	
	1"	
	1 1/4"	
	1 1/2"	
	2"	

	PVC LTC90	
<p>PLASTIC LIQUID TIGHT CONNECTOR 90 DEGREE</p>	3/8"	
	1/2"	
	3/4"	
	1"	
	1 1/4"	
	1 1/2"	
	2"	
	PVC TEC	
<p>PVC THREADED END CAP</p>	1/2"	
	3/4"	
	1"	
	1 1/4"	
	1 1/2"	
	2"	
	2 1/2"	
	3"	
	3 1/2"	
4"		
	LT	
<p>FLEXIBLE NON-METALLIC LIQUID TIGHT CONDUIT</p>	3/8"	
	1/2"	
	3/4"	
	1"	
	1 1/4"	
	1 1/2"	
	2"	
	PSB	
<p>PLASTIC STUD BUSHING</p>	3/8"	
	ENT CPL	
<p>ENT COUPLING</p>	1/2"	
	3/4"	
	1"	

		
	ENT CON	
ENT CONNECTOR	1/2"	
	3/4"	
	1"	
		
	SBUSH	
SNAP IN BUSHING	1/2"	
	3/4"	
		
	SADP	
SNAP IN ADAPTER	1/2"	
	3/4"	
	1"	
		
	TADP	
THREADED ADAPTER	1/2"	
	3/4"	
	1"	
		
	SCPL	
SNAP IN COUPLINGS	1/2"	
	3/4"	
	1"	






EMT CONDUIT & FITTINGS

PART	PART NUMBER	Qty.
EMT CONDUITS AND FITTINGS		
 SET SCREW CONNECTOR WITH INSULATED THROAT, ZINC DIE CAST	MC CON SS 3/8" 1/2"	
 CONNECTOR WITH INSULATED THROAT, ZINC DIE CAST	MC CON 3/8" 1/2"	
 CONNECTOR WITH INSULATED THROAT, ZINC DIE CAST	MC RCON 3/8"	
 DUPLEX CONNECTOR WITH INSULATED THROAT, ZINC DIE CAST	MC DCON 3/8"	
 90 DEGREE CONNECTOR WITH INSULATED THROAT, ZINC DIE CAST	MC 90 3/8"	
 FLEX CONNECTOR	FLEX CON 3/8	
 EMT TO MC	EMT SS CON 3/4"	

	EMT SS DUP	
<p>DUPLEX EMT TO MC</p>	3/4"	
	SSSTRAP	
<p>RIGID CONDUIT CLAMP FOR STRUT</p>	1/2"	
	3/4"	
	1"	
	1 1/4"	
	1 1/2"	
	2"	
	2 1/2"	
	3"	
	SPNUT	
<p>CHANNEL SPRING NUT</p>	1/4"	
	3/8"	
	1/2"	
	SERHEAD	
<p>SERVICE ENTRANCE HEAD</p>	1/2"	
	3/4"	
	1"	
	1-1/4"	
	1-1/2"	
	2"	
	2-1/2"	
	3"	
	3-1/2"	
4"		

	EMT COMP CON	
EMT COMPRESSION CONNECTOR	1/2"	
	3/4"	
	1"	
	1-1/4"	
	1-1/2"	
	2"	
	2-1/2"	
	3"	
	3-1/2"	
	EMT COMP CPL	
EMT COMPRESSION COUPLING	1/2"	
	3/4"	
	1"	
	1-1/4"	
	1-1/2"	
	2"	
	2-1/2"	
	3"	
	3-1/2"	

ELECTRICAL METAL BOXES

PART	PART NUMBER	Qty.
ELECTRICAL METAL BOXES		
SWITCH BOXES		
		
3 IN. X 2 IN. SWITCH BOX - GANGABLE - 2-1/2 IN DEEP - EIGHT 1/2 IN. KO's - PLASTER EARS	ANT500	
		
3 IN. X 2 IN. SWITCH BOX - GANGABLE - 2-1/2 IN DEEP - EIGHT 1/2 IN. KO's	ANT501	
		
3 IN. X 2 IN. SWITCH BOX - GANGABLE - 2-1/2 IN DEEP - EIGHT 1/2 IN. KO's - B BRACKET	ANT502	
		
3 IN. X 2 IN. SWITCH BOX - GANGABLE - 2-1/2 IN DEEP - SIX 1/2 & TWO 3/4 IN. KO's - PLASTER EARS	ANT503	
		
3 IN. X 2 IN. SWITCH BOX - GANGABLE - 2-1/2 IN DEEP - SIX 1/2 IN. KO's - TS BRACKET	ANT504	

		
3 IN. X 2 IN. SWITCH BOX - GANGABLE - 2-1/2 IN DEEP - FOUR 1/2 & TWO 3/4IN. KO's - TS BRACKET	ANT505	
		
3 IN. X 2 IN. SWITCH BOX - GANGABLE - 2-1/2 IN DEEP - ONE 1/2 IN. KO & CLAMPS - PLASTER EARS	ANT518	
		
3 IN. X 2 IN. SWITCH BOX - GANGABLE - 2-1/2 IN DEEP - ONE 1/2 IN. KO & CLAMPS - PLASTER EARS	ANT519	
		
3 IN. X 2 IN. SWITCH BOX - GANGABLE - 3-1/2 IN DEEP - NINE 1/2IN. KO's - PLASTER EARS	ANT590	
		
3 IN. X 2 IN. SWITCH BOX - GANGABLE - 3-1/2 IN DEEP - TWO 1/2IN. & EIGHT 3/4IN. KO's - PLASTER EARS	ANT591	
		
3 IN. X 2 IN. SWITCH BOX - GANGABLE - 3-1/2 IN DEEP - NINE 1/2IN KO's	ANT592	







		
3 IN. X 2 IN. SWITCH BOX - GANGABLE - 3-1/2 IN DEEP - THREE 1/2IN. KO's & CLAMPS - PLASTER EARS	ANT600	
		
3 IN. X 2 IN. SWITCH BOX - GANGABLE - 3-1/2 IN DEEP - SEVEN 1/2IN. KO's & CLAMPS - PLASTER EARS	ANT601	
		
3 IN. X 2 IN. SWITCH BOX - GANGABLE - 3-1/2 IN DEEP - SEVEN 1/2IN. KO's & CLAMPS - B BRACKET	ANT603	
		
3 IN. X 2 IN. SWITCH BOX - GANGABLE - 3-1/2 IN DEEP - THREE 1/2IN. KO's & CLAMPS - TS BRACKET	ANT604	
		
3 IN. X 2 IN. SWITCH BOX - GANGABLE - 3-1/2 IN DEEP - SEVEN 1/2 IN. KO'S & CLAMPS - TS BRACKET	ANT605	
		
SWITCH BOX - (1) 1/2IN. - CONDUIT (NO CLAMPS) - 2-1/2IN. - STEEL - (1) 1/2IN. - EARS	ANT560	

HANDY BOXES







		
4 IN. X 2 IN. HANDY BOX - 1-1/2 IN. DEEP - 11.5 CU. IN. - WELDED	ANT650	
		
4 IN. X 2 IN. HANDY BOX - 1-7/8 IN. DEEP - 13 CU. IN. - DRAWN	ANT660	
		
4 IN. X 2 IN. HANDY BOX - 1-7/8 IN. DEEP - 13 CU. IN. - DRAWN	ANT661	
		
4 IN. X 2 IN. HANDY BOX - 1-7/8 IN. DEEP - 13 CU. IN. - DRAWN	ANT662	
		
4 IN. X 2 IN. HANDY BOX - 1-7/8 IN. DEEP - 13 CU. IN. - DRAWN	ANT663	
		
4 IN. X 2 IN. HANDY BOX - 2-7/8 IN. DEEP - 16.5 CU. IN. - WELDED	ANT674	







OCTAGON BOXES

		
4 IN. OCTAGON BOX - 4 IN. X 1-1/2 IN. DEEP - 15.5 CU. IN - NINE 1/2 IN. KO's - DRAWN	ANT125	
		
4 IN. OCTAGON BOX - 4 IN. X 1-1/2 IN. DEEP - 15.5 CU IN. - TWO 1/2 & SIX 3/4 IN. KO's - DRAWN	ANT126	
		
4 IN. OCTAGON BOX - 4 IN. X 1-1/2 IN. DEEP - 15.5 CU IN. - FOUR 1/2 & FOUR 3/4 IN. KO's - DRAWN	ANT127	
		
4 IN. OCTAGON BOX - 4 IN. X 1-1/2 IN. DEEP - 15.5 CU IN. - THREE 1/2 IN. KO's & CLAMPS - DRAWN	ANT153	
		
4 IN. OCTAGON BOX - 4 IN. X 1-1/2 IN. DEEP - 15.5 CU IN. - TWO 1/2 IN. KO's & CLAMPS - TS BRACKET - DRAWN	ANT155	
		
4 IN. OCTAGON BOX - 4 IN. X 1-1/2 IN. DEEP - 15.5 CU IN. - NINE 1/2 IN. KO'S - DRAWN	ANT161	







		
<p>4 IN. OCTAGON BOX - 4 IN. X 1-1/2 IN. DEEP - TOW 1/2 IN. KO's & NMSC CLAMPS - TS BRACKET</p>	ANT164	
		
<p>4 IN. OCTAGON BOX - 4 IN. X 1-1/8 IN. DEEP - 21.5 CU IN. - NINE 1/2 IN. KO's - DRAWN</p>	ANT165	
		
<p>4 IN. OCTAGON BOX - 4 IN. X 1-1/8 IN. DEEP - 21.5 CU IN. - THREE 1/2 & SIX 3/4 IN. KO's - DRAWN</p>	ANT166	
		
<p>4 IN. OCTAGON BOX - 4 IN. X 1-1/8 IN. DEEP - 21.5 CU IN. - FIVE 1/2 & FOUR 3/4 IN. KO's - DRAWN</p>	ANT167	
		
<p>4 IN. OCTAGON BOX - DRAWN - 1-1/2 IN. DEEP - SEVEN 1/2 IN. KO's - RAISED GROUND - BAR HANEGR</p>	ANT324	
		
<p>4 IN. OCTAGON BOX - DRAWN - 1-1/2 IN. DEEP - TWO 1/2 IN. KO's - AC/MC/FLEX CLAMPS - BAR HANGER</p>	ANT325	







		
<p>4 IN. OCTAGON BOX - DRAWN - 1-1/2 IN. DEEP - TWO 1/2 IN. KO's & NMSC CLAMPS - BAR HANGER</p>	ANT326	
		
<p>CEILING FAN MOUNTING BRACKET - ADJUSTABLE BAR HANGER - 1-1/2 IN. DEEP - 2 NMSC CLAMPS - 2 1/2 IN. KO's</p>	ANT925	
		
<p>FAN AND FIXTURE MOUNTING BOX - ADJUSTABLE BRACKET</p>	ANT4200	
		
<p>CEILING FAN BAR HANGER WITH TABS</p>	ANT5500	
		
<p>OCTAGON EXTENDER BOX WITH TWO 1/2 IN. & TWO 3/4 IN. KO's</p>	ANT130	
		
<p>HEAVY DUTY OCTAGON BOX - 8 KO's - 1/2 IN. KO - KNOCKOUT/TOP CABLE ENTRY - 4 IN. DIAMET - CEILING MOUNT - 16 CU IN CAPACITY - 1-1/2 IN. DEEP</p>	ANT5501	


		
<p>CEILING FAN BOX - BAR HANGER WITHOUT CLAMPS - 1-1/2" DEEP</p>	ANT935	
		
<p>CEILING FAN BOX - BAR HANGER WITHOUT CLAMPS - 2-1/2" DEEP</p>	ANT936	
		
<p>4 IN. OCTAGON BOX - AC/MC/FLEX CLAMPS - BAR HANGER</p>	ANT825	
<p>SQUARE BOXES</p>		
		
<p>4 IN. SQUARE BOX - WELDED - 1-1/2 IN. DEEP - AC/MC/FLEX CLAMPS - THREE 1/2 IN. KO's - ONE TKO - UBS - B BRACKET - FLUSH</p>	ANT152	
		
<p>4 IN SQUARE BOX - WELDED - 1-1/2 IN. DEEP - ONE 1/2 & TWELVE 3/4 IN. KO's</p>	ANT181	
		
<p>4 IN. SQUARE BOX - WELDED - 1-1/2 IN. DEEP - TEN 1/2 IN. KO'S & SIX TKO's - RAISED GROUND</p>	ANT189	

		
4 IN. SQUARE BOX - DRAWN - 1-1/2 IN. DEEP - SIXTEEN 1/2 IN. KO's - RAISED GROUND	ANT190	
		
4 IN. SQUARE BOX - DRAWN - 1-1/2 IN. DEEP - TEN 1/2 IN. & SIX 3/4 IN. KO's - RAISED GROUND	ANT192	
		
4 IN. SQUARE BOX - WELDED - 1-1/2 IN. DEEP - NINE 1/2 IN. KO's & FIVE TKO's - FLUSH - B BRACKET	ANT193	
		
4 IN. SQUARE BOX - WELDED - 1-1/2 IN. DEEP - NINE 1/2 IN. KO's & FIVE TKO's - FS - FLUSH BRACKET	ANT196	
		
4 IN. SQUARE BOX - WELDED - 1-1/2 IN. DEEP - NINE 1/3 IN. KO's & FIVE TKO's - FS - FLUSH BRACKET	ANT197	
		
4 IN. SQUARE BOX - WELDED - 1-1/2 IN. DEEP - CLAMPS - FIVE 1/2 IN. KO's & TWO TKO's	ANT213	

		
<p>4 IN. SQUARE BOX - WELDED - 1-1/2 IN. DEEP - CLAMPS - THREE 1/2 IN. KO's & ONE TKO - FS BRACKET</p>	ANT218	
		
<p>4 IN. SQUARE BOX - WELDED - 2-1/8 IN. DEEP - ONE 1/2 IN & ELEVEN 3/4 IN. KO's</p>	ANT231	
		
<p>4 IN. SQUARE BOX - WELDED - 2-1/8 IN. DEEP - TEN 1/2 IN KO's & SIX TKO's - RAISED GROUND</p>	ANT232	
		
<p>4 IN. SQUARE BOX - WELDED - 2-1/8 IN. DEEP - TWO 3/4 IN., TWO 1/2 IN., & EIGHT 1 IN. KO's</p>	ANT233	
		
<p>4 IN. SQUARE BOX - WELDED - 2-1/8 IN. DEEP - NINE 1/2 IN. KO's & FIVE TKO's - TS BRACKET - FLUSH</p>	ANT235	
		
<p>4 IN. SQUARE BOX - WELDED - 2-1/8 IN. DEEP - ONE 1/2 & TEN 3/4 IN KO's - FM BRACKET</p>	ANT236	






		
<p>4 IN. SQUARE BOX - WELDED - 2-1/8 IN. DEEP - NMSC CLAMPS - THREE 1/2 IN KO's - ONE TKO - TS BRACKET</p>	ANT240	
		
<p>4 IN. SQUARE BOX - WELDED - 2-1/8 IN. DEEP - AC/MC/FLEX CLAMPS - THREE 1/2 IN KO's - ONT TKO - TS BRACKET</p>	ANT241	
		
<p>4 IN. SQUARE BOX - WELDED - 2-1/8 IN. DEEP - AC/MC/FLEX CLAMPS - THREE 1/2 IN KO's - ONT TKO - TS BRACKET</p>	ANT249	
		
<p>4 IN. SQUARE BOX - DRAWN - 1-1/4 IN. DEEP WITH (15) 1/2 IN.</p>	ANT185	
		
<p>4 IN. SQUARE BOX - DRAWN - 1-1/2 IN. DEEP EXTENSION WITH (8) 1/2 IN, (4) 3/4 IN.</p>	ANT203	
		
<p>4 IN. SQUARE BOX - WELDED - 1-1/2 IN. DEEP WITH (11) 1/2 IN. - (6) TKO</p>	ANT180	







		
<p>4-11/16 IN. SQUARE BOX - WELDED - 2-1/8 IN. DEEP WITH (15) TKO - (1) 1/2 IN.</p>	ANT257	
<p>OTHERS</p>		
		
<p>3-GNAG BOX - WELDED - 1-5/8 IN. DEEP - FOURTEEN 1/2 & 3/4 IN. CONCENTRIC KO's - SIX 1/2 IN. KO's & TWO 3/4 IN. KO's</p>	ANT952	
		
<p>4-GANG BOX - WELDED - 1-5/8 IN. DEEP - SIXTEEN 1/2 & 3/4 IN. CONCENTRIC KO's - SIX 1/2 IN. KO's & FOUR 3/4 IN. KO's</p>	ANT953	
		
<p>ROUND CEILING PAN - (5) 1/2IN, 4 IN., 1/2 IN. - STEEL - FIXTURE RATED -6.0 CU. IN. CAPACITY</p>	ANTUN-19	
		
<p>GANG BOX - (6) 1/2 IN., (4) 3/4 IN., 1-5/8 IN., (1) 1/2 IN., (1) 3/4 IN. - STEEL - THREE-GANG - (3) 1/2 IN., (2) 3/4 IN. - 58.0 CU. IN. CAPACITY</p>	ANT942	
		
<p>GANG BOX - (6) 1/2 IN., (4) 3/4 IN., 1-5/8 IN., (1) 1/2 IN., (1) 3/4 IN. - STEEL - SIX-GANG - (4) 1/2 IN., (4) 3/4 IN. - 95.0 CU. IN. CAPACITY</p>	ANT943	


		
<p>GANG BOX - (6) 1/2 IN., (4) 3/4 IN., 1-5/8 IN., (1) 1/2 IN., (1) 3/4 IN. - STEEL - FIVE-GANG - (4) 1/2 IN., (3) 3/4 IN. - 85.0 CU. IN. CAPACITY</p>	<p>ANT944</p>	



ELECTRICAL PLASTIC BOXES






PART	PART NUMBER	COST EA
ELECTRICAL PLASTIC BOXES		
NEW WORK BOXES		
		
1-GANG NEW WORK SWITCH / OUTLET NAIL-ON BOX - 18 CU - NON-METALLIC	ANTSN18X	
		
1-GANG NEW WORK SWITCH / OUTLET NAIL-ON BOX - 20 CU - NON-METALLIC	ANTSN20X	
		
1-GANG NEW WORK SWITCH / OUTLET NAIL-ON BOX - 22 CU - NON-METALLIC	ANTSN22X	
		
2-GANG NEW WORK SWITCH / OUTLET NAIL-ON BOX - 32 CU - NON-METALLIC (32CU. IN. WITH NAILS)	ANTSN32X	
		
3-GANG NEW WORK SWITCH / OUTLET NAIL-ON BOX - 44 CU - NON-METALLIC (44CU. IN. WITH NAILS)	ANTSN44X	






		
4-GANG NEW WORK SWITCH / OUTLET NAIL-ON BOX - 55 CU - NON-METALLIC (60 CU. IN. WITH NAILS)	ANTSN60X	
OLD WORK BOXES		
		
1-GANG OLD WORK SWITCH / OUTLET BOX - 14 CU. - NON-METALLIC	ANTSN14Z	
		
1-GANG OLD WORK SWITCH / OUTLET BOX - 20 CU. - NON-METALLIC	ANTSN20Z	
		
2-GANG OLD WORK SWITCH / OUTLET BOX - 25 CU. - NON METALLIC	ANTSN25Z	
CEILING BOXES		
		
1-GANG OLD WORK NAIL-ON CEILING BOX - NON-METALLIC	ANTSN18RC	
		
1-GANG CEILING BOX WITH HANGER	ANTSN20WC	

		
1-GANG NEW WORK NAIL-ON CEILING BOX - NON-METALLIC	ANTSN20XC	









PLASTIC COVERS & BRACKETS

PART	PART NUMBER	Qty.
PLASTIC COVERS AND BRACKETS		
		
BLANK WHITE ROUND CEILING BOX COVER	ANTDG-1	
		
1-GANG LOW VOLTAGE MOUNTING BRACKET	ANTGDJ-1	
		
2-GANG LOW VOLTAGE MOUNTING BRACKET	ANTGDJ-2	
		
3-GANG LOW VOLTAGE MOUNTING BRACKET	ANTGDJ-3	
		
4-GANG LOW VOLTAGE MOUNTING BRACKET	ANTGDJ-4	

		
<p>1-GANG LOW VOLTAGE NAIL-ON MOUNTING BRACKET</p>	<p>ANTSLG-1</p>	
		
<p>2-GANG LOW VOLTAGE NAIL-ON MOUNTING BRACKET</p>	<p>ANTSLG-2</p>	
		
<p>3-GANG LOW VOLTAGE NAIL-ON MOUNTING BRACKET</p>	<p>ANTSLG-3</p>	
		
<p>4-GANG LOW VOLTAGE NAIL-ON MOUNTING BRACKET</p>	<p>ANTSLG-4</p>	
		
<p>PVC - NON-METALLIC NAIL-ON CABLE STACKER - WHITE</p>	<p>ANT333</p>	







METAL COVERS BRACKETS HANGERS

PART	PART NUMBER	Qty.
METAL COVERS, BRACKETS, HANGERS AND ACCESSORIES		
		
4 IN. SQUARE COVER - 2-DEVICE - 1/4 IN. RAISED	ANT777	
		
3-GANG BOX DEVICE COVER - 3/4 IN. RAISED	ANT822	
		
4-GANG BOX DEVICE COVER -3/4 IN. RAISED - 10-11/16 IN. WIDTH	ANT823	
		
ADJUSTABLE MUD RING SQUARE COVER - 1-GANG	ANTUN-05	
		
ADJUSTABLE MUD RING SQUARE COVER - 2-GANG	ANTUN-06	
		
ADJUSTABLE MUD RING SQUARE COVER - 3GANG	ANTUN-07	

		
4-11/16 IN. ADJUSTABLE MUD RING - 1-GANG - DEPTH FROM 3/8 IN. TO 1-1/4 IN.	ANTUN-08	
		
4-11/16 IN. ADJUSTABLE MUD RING - 2-GANG - DEPTH FROM 3/8 IN. TO 1-1/4 IN.	ANTUN-09	
		
4-11/16 IN. SQUARE COVER - 1-GANG	ANTUN-10	
		
4-11/16 IN. SQUARE COVER - 2-GANG	ANTUN-11	
		
4-11/16 IN. SQUARE COVER - 3-GANG	ANTUN-12	
		
4-11/16 IN. SQUARE COVER - NATURAL - RAISED SURFACE - ONE DEVICE - RAISED 1-1/2 IN.	ANTUN-13	

		
<p>4-11/16 IN. SQUARE TO 3-1/2 IN. ROUND FIXTURE RING - 1/2 IN. RAISED</p>	<p>ANTUN-14</p>	
		
<p>4 IN. SQUARE COVER - ONE DEVICE - 1-1/4 IN. RAISED</p>	<p>ANTUN-15</p>	
		
<p>4 IN. SQUARE MUD RING - STEEL - 3/4 IN. TO 5/8 IN. RAISED</p>	<p>ANTUN-25</p>	
		
<p>4 IN. SQUARE MUD RING - STEEL - 1-1/4 IN. RAISED - 8.5 CU. IN. CAPACITY</p>	<p>ANTUN-26</p>	
		
<p>4 IN. SQUARE MUD RING - STEEL - 5/8 IN. TO 1-1/4 IN. RAISED</p>	<p>ANTUN-27</p>	
		
<p>4 IN. SQUARE SURFACE COVER - RAISED SURFACE - STEEL - FOR ONE TOGGLE SWITCH - 5.5 CU. IN. CAPACITY</p>	<p>ANTUN-28</p>	

		
<p>GANG BOX COVER - RAISED SURFACE - STEEL - TWO-GANG- 8.5 CU. IN. CAPACITY</p>	<p>ANTUN-32</p>	
		
<p>GANG BOX COVER - RAISED SURFACE - STEEL - FOUR-GANG - 18.3 CU. IN. CAPACITY</p>	<p>ANTUN-33</p>	
		
<p>GANG BOX COVER - RAISED SURFACE - STEEL - FIVE-GANG - 23.0 CU. IN. CAPACITY</p>	<p>ANTUN-34</p>	
		
<p>ELECTRICAL BOX ATTACHMENT - MOUNTING TO TSGB - STEEL</p>	<p>ANTUN-35</p>	
		
<p>TELESCOPING BRACKET BETWEEN STUD ASSEMBLY</p>	<p>ANTUN-36</p>	
		
<p>GALVANIZED STEEL UTILITY BOX COVER FOR DUPLEX RECEPTACLE (4" X2-3/8')</p>	<p>ANT 11-C-1</p>	







		
GALVANIZED STEEL UTILITY BOX COVER FOR 1-19/32 IN. DIAMETE 20 AMP SINGLE LOCKING RECEPTACLE (4"X2-3/8')	ANT 11-C-2	
		
GALVANIZED STEEL UTILITY BOX COVER FOR 1-13/32 IN. DIAMETER 15 AMP SINGLE RECEPTACLE (4"X2-3/8')	ANT 11-C-3	
		
GALVANIZED STEEL UTILITY BOX COVER - BLANK (4"X2-3/8')	ANT 11-C-4	
		
GALVANIZED STEEL UTILITY BOX COVER FOR TOGGLE SWITCH (4"X2-3/8')	ANT 11-C-5	
		
GALVANIZED STEEL UTILITY BOX COVER - DECORA/GFCI (4"X2-3/8')	ANT 11-C-10	
		
GALVANIZED STEEL UTILITY BOX COVER FOR DUPLEX RECEPTACLE (4" X2-1/8")	ANT 20-C-1	







		
GALVANIZED STEEL UTILITY BOX COVER FOR 1-13/32 IN. DIAMETER 15 AMP. SINGLE RECEPTACLE	ANT 20-C-3	
		
GALVANIZED STEEL UTILITY BOX COVER - BLANK (4\"X2-1/8\")	ANT 20-C-4	
		
GALVANIZED STEEL UTILITY BOX COVER FOR TOGGLE SWITCH (4\"X2-1/8\")	ANT 20-C-5	
		
4IN. GALVANIZED STEEL SINGLE DEVICE COVER - FLAT	ANT 52-C-0	
		
4IN. GALVANIZED STEEL SINGLE DEVICE COVER - FLAT	ANT 52-C-00	
		
4IN. GALVANIZED STEEL SINGLE DEVICE COVER - BLANK	ANT 52-C-1	

		
<p>4IN. GALVANIZED STEEL SQUARE PLASTER RING COVER - 1/2 IN. RAISED - 3.4 CU. IN - TAPPED EARS ON 2-3/4 IN. CENTERS</p>	ANT 52-C-3	
		
<p>4IN. GALVANIZED STEEL SQUARE FLAT COVER - 1/2 IN. CONDUIT KNOCKOUT</p>	ANT 52-C-6	
		
<p>4IN. GALVANIZED STEEL SQUARE SINGLE DEVICE COVER - 1/2 IN. RAISED - 3.6 CU. IN</p>	ANT 52-C-13	
		
<p>4IN. GALVANIZED STEEL SQUARE SINGLE DEVICE COVER - 3/4 IN. RAISED - 5.7 CU. IN</p>	ANT 52-C-14	
		
<p>4IN. GALVANIZED STEEL SQUARE SINGLE DEVICE COVER - 5/8 IN. RAISED - 4.3 CU. IN</p>	ANT 52-C-14-5/8	
		
<p>4IN. GALVANIZED STEEL SQUARE TWO DEVICE COVER - 1/2 IN. RAISED - 6.2 CU. IN</p>	ANT 52-C-17	







		
4IN. GALVANIZED STEEL SQUARE TWO DEVICE COVER - 3/4 IN. RAISED - 10.3 CU. IN.	ANT 52-C-18	
		
4IN. GALVANIZED STEEL SQUARE SINGLE DEVICE SQUARE CORNERED TILE COVERS - ADJUSTABLE FROM 1/2 IN. TO 1-1/2 IN. RAISE - FROM 3.4 TO 10.0 CU. IN.	ANT 52-C-ADJ	
		
4IN. GALVANIZED STEEL ROUND COVER - FLAT - BLANK	ANT 54-C-1	
		
4IN. GALVANIZED STEEL ROUND COVER - FLAT WITH 1/2IN. CONDUIT KNOCKOUT	ANT 54-C-6	
		
4IN. GALVANIZED STEEL ROUND COVER - FLAT - BLANK - WHITE PAINT	ANT54C1-W	
		
4IN. GALVANIZED STEEL ROUND COVER - FLAT FOR DUPLEX RECEPTACLE (DEVICE MOUNTING SCREW INCLUDED)	ANT 54-C-65	







		
4-11/16IN. GALVANIZED STEEL COVER - FLAT- BLANK	ANT 72-C-1	
		
4-11/16IN. GALVANIZED STEEL COVER - WITH CONCENTRIC 1/2IN. AND 3/4IN. CONDUIT KNOCKOUT	ANT 72-C-6	
		
4-11/16IN. GALVANIZED STEEL SINGLE DEVICE COVER - 1/2IN. RAISED - 4.3 CU. IN.	ANT 72-C-13	
		
4-11/16IN. GALVANIZED STEEL TWO DEVICE COVER - 1/2IN. RAISED - 6.4 CU. IN.	ANT 72-C-17	
		
GALVANIZED STEEL 1-GANG LOW VOLTAGE DRYWALL BRACKET (WITH SCREW) - "CUT-IN"	ANT 1320	
		
GALVANIZED STEEL 2-GANG LOW VOLTAGE DRYWALL BRACKET (WITH SCREW) - "CUT-IN"	ANT 1321	

		
GALVANIZED STEEL HIGH VOLTAGE PARTITION TO BE USED WITH 347V BOXES WHEN GANGED	ANT HVP	
		
GALVANIZED STEEL PARTITION FOR MBD 2-1/2IN. DEEP MASONRY BOXES	ANT MBD-P	
		
GALVANIZED STEEL S1 STAPLES - FOR NON-METALLIC SHEATHED CABLE 14/2, 12/2 NMD90	ANT S1	
		
GALVANIZED STEEL S2 STAPLES - FOR NON-METALLIC SHEATHED CABLE 14/2, 12/2, 12/3, 10/3 NMD90	ANT S2	
		
GALVANIZED STEEL S3 STAPLES - FOR NON-METALLIC SHEATHES CABLE 10/3, 8/2 NMD90	ANT S3	
		
GALVANIZED STEEL S3 STAPLES - FOR NON-METALLIC SHEATHED CABLE 14/2-8/2, 14/3-8/3, 14/4-10/4 NMD90	ANT S4	

		
<p>STEEL - NAILING STRAP FOR NMD90 14/2-12/2</p>	<p>ANT S-NC</p>	
		
<p>5IN. STEEL ROUND COVER - FLAT - BLANK - WHITE ENAMEL PAINT (MTG SCREWS INC.)</p>	<p>ANT 54-COV-1</p>	
		
<p>GALVANIZED STEEL REWORK SUPPORT BRACKET - DEVICE BOX SUPPORT (MAX WALL THICKNESS 1IN.)</p>	<p>ANT 820D</p>	
		
<p>4IN. GALVANIZED STEEL SQUARE COVER - 3/8IN. RAISED SURFACE- 4.6 CU. IN. - TWO DUPLEX RECEPTACLES</p>	<p>ANT 8371</p>	
		
<p>4IN. GALVANIZED STEEL SQUARE COVER - 3/8IN. RAISED SURFACE- 4.6 CU. IN. - ONE TOGGLE SWITCH</p>	<p>ANT 8361</p>	
		
<p>4IN. GALVANIZED STEEL SQUARE COVER - 3/8IN. RAISED SURFACE- 4.6 CU. IN. - ONE DUPLEX RECEPTACLE</p>	<p>ANT 8365</p>	

		
<p>4IN. GALVANIZED STEEL SQUARE COVER - 3/8IN. RAISED SURFACE- 4.6 CU. IN. - TWO TOGGLE SWITCHES</p>	<p>ANT 8367</p>	
		
<p>GALVANIZED STEEL CABLE PROTECTOR PLATE (1-3/8\"X3\"")</p>	<p>ANT 66</p>	
		
<p>GALVANIZED STEEL CABLE PROTECTOR PLATE (4-3/8\"X1-7/8\"")</p>	<p>ANT 66-SS</p>	
		
<p>GALVANIZED STEEL CABLE PROTECTOR PLATE (8-1/2\"X3-3/4\"")</p>	<p>ANT 66-XL-2</p>	
		
<p>GALVANIZED STEEL CABLE PROTECTOR PLATE (4-1/4\"X3-3/4\"")</p>	<p>ANT 66-XL</p>	
		
<p>GALVANIZED STEEL CABLE PROTECTOR PLATE (4-1/4\"X3/4\"")</p>	<p>ANT 66-T</p>	







		
GALVANIZED STEEL CABLE PROTECTOR PLATE (2-9/16")	ANT 99PP	
		
GALVANIZED STEEL PROTECTOR PLATE - SINGLE/MULTIPLE STUD INSTALLATIONS (2-9/16")	ANT 66-PPH	
		
GALVANIZED STEEL TELESCOPING SCREW GUN BOX SUPPORT BRACKET (11-1/2"-17-3/4")	ANT TZTSGB16	
		
GALVANIZED STEEL - STUD MOUNTING CABLE SUPPORT WITH LOCKING TAB	ANT CJ6	
		
GALVANIZED STEEL ELECTRICAL BOX BRACKET TO STUD - 2-1/2", 3-5/8" WALL DEPTH, 3.51"	ANT BS-6	
		
GALVANIZED STEEL SUPPORT BRACKET FOR 16" STUD SPACING - METALLIC	ANT MB-16	







		
GALVANIZED STEEL SUPPORT BRACKET FOR 24" STUD SPACING - METALLIC	ANT MB-24	
		
GALVANIZED STEEL STUD SPACING OPEN BOX MOUNT BRACKET 16"	ANT BB7-16	
		
GALVANIZED STEEL STUD SPACING OPEN BOX MOUNT BRACKET 24"	ANT BB7-24	
		
GALVANIZED STEEL - 4 NEW CONSTRUCTION LED RECESSED LIGHTING KITS BRACKET	ANT MP4-2	
		
GALVANIZED STEEL TELESCOPING SCREW GUN BOX BRACKET - 11"-18" STUD SPACE	ANT SGB-16	
		
GALVANIZED STEEL TELESCOPING SCREW GUN BOX BRACKET - 17"-26" STUD SPACE	ANT SGB-24	







		
GALVANIZED STEEL TELESCOPING CEILING BRACKET - 16"-24" STUD SPACING	ANT TCB	
		
GALVANIZED STEEL BAR HANGERS - ADJUSTABLE FROM 11-1/2" TO 18-1/2" - MAX. LOAD CAPACITY 50LB	ANT 1041	
		
GALVANIZED STEEL BAR HANGERS - ADJUSTABLE FROM 16-1/2" TO 26-1/2" - MAX CAPACITY UP TO 22-1/2" 50LB - UP TO 26-1/2" 25LB	ANT 1042	
		
1/2"X1" METALLIC SILVER SAFETY CABLE STAPLE - CARBON STEEL	ANT668	
		
1 1/2"X2 3/4" NAIL PLATE	99PP	
		
	99PP-2	
NAIL PLATE	1 1/2"x5"	
	1 1/2"x6"	



SOCKETS SWITCHES WALL PLATES


PART	PART NUMBER	Qty.
SOCKETS, SWITCHES AND WALL PLATES		
WALL PLATES		
		
SCREWLESS PLASTIC WALL PLATE - 1 GANG	YGC-009-NS	
		
SCREWLESS PLASTIC WALL PLATE - 2 GANG	YGC-004-NS	
		
SCREWLESS PLASTIC WALL PLATE - 3 GANG	YGC-005-NS	
		
SCREWLESS PLASTIC WALL PLATE - 4 GANG	YGC-006-NS	
		
SCREWLESS PLASTIC WALL PLATE - 5 GANG	YGC-039	
		
SCREWLESS PLASTIC WALL PLATE - 6 GANG	YGC-040	







		
PLASTIC WALL PLATE WITH 2 SCREW HOLES - 1 GANG	YGT-032	
		
PLASTIC WALL PLATE WITH 4 SCREW HOLES - 2 GANG	YGT-033	
		
PLASTIC WALL PLATE WITH 6 SCREW HOLES - 3 GANG	YGC-034	
		
PLASTIC WALL PLATE WITH 8 SCREW HOLES - 4 GANG	YGC-035	
		
DOUBLE SCOKET WALL PLATE COVER WITH SINGLE SCREW HOLE	YGC-038	
		
BLANK PLATE - ONE GANG - GREY	YGC-041	

		
BLANK PLATE - TWO GANG - GREY	YGC-042	
		
BLANK PLATE - ONE GANG - WHITE	YGC-008D	
		
INGLE GANG TOGGLE SWITCH PLATE - GREY	YGC-010D	
		
DOUBLE SOCKET WALL PLATE COVER - DOUBLE SCREW HOLE	YGC-002D	
		
ANT-1594 GROUND FAULT CIRCUIT INTERRUPTER EXTENSION RING - NYLON - IVORY	BAB.N-001	
		
ICC DECOREX BLANK INSERT - WHITE	BAC-001	

GFCI







		
<p>POWER SOCKET GROUNDING FAULT CIRCUIT BREAKER GFCI 125V 15A</p>	YGB-092	
	YGB-092WR	
	YGB-092NL	
	YGB-092NL-WR	
		
<p>15A 125V GFCI OUTLET PANEL</p>	YGB-093	
	YGB-093WR	
	YGB-093NL	
	YGB-093NL-WR	
		
<p>ANTI-THEFT RETROFIT GFCI POWER OUTLET</p>	YGB-094	
	YGB-094W	
	YGB-094NL	
	YGB-094NL-WR	
		
<p>SELF-CHECK MULTIPLE ELECTRICAL GFCI SOCKET - TAMPER-PROOF GFCI WALL SOCKET</p>	YGB-095	
	YGB-095WR	
	YGB-095NL	
	YGB-095NL-WR	
		




POWER OUTLET GROUND FAULT CIRCUIT INTERRUPTER GFCI	BAS-002	
	BAS-002WR	
		
125V DUAL GFCI WALL SOCKET	BAS-003	
	BAS-003WR	
		
15A 125V DUAL GFCI WALL SOCKET	BAS-004	
	BAS-004WR	
		
COMMERCIAL HOUSEHOLD LIGHTS AMERICAN OUTLET GFCI POWER OUTLET	BAS-005	
	BAS-005WR	
		
GFCI SOCKET DUPLEX 20A	NON SELF TEST GFCI	

		
ELECTRICAL RECEPTACLE 20A 125V RECEPTACLE COLORED WALL RECEPTACLE	BAA-001 BAA-001WR	
		
GFCI SOCKET - ELECTRICAL SOCKET WITH COMBINATION SWITCH	BAA-002 BAA-002WR	
SMART ITEMS		
		
PLUG XTENDER WITH 2 POWER OUTLES AND 2 USB PORTS - CUBE WALL CHARGER	BAA-018	
		
AMERICAN PLUG ADAPTER - MULTI-PLUG SOCKET EXTENDER	BAA-030	
		
DUPLEX POWER SOCKET WITH 2 USB PORTS	BAA-032	
		
DUPLEX POWER SOCKET	BAA-35	

		
<p>NETOWRKS UNIFI SMART POWER PLUG</p>	<p>BSC-004</p>	
		
<p>US POWER OUTLET - DESK SOCKET WITH USB CHARGING TOWER</p>	<p>BSC-005</p>	
		
<p>SURGER PROTECTOR POWER BOARD - TOWER</p>	<p>BSC-006</p>	
		
<p>WALL MOUNTED ADAPTER CHARGER</p>	<p>BSC-007</p>	
		
<p>PIR MOTION SENSOR LIGHT SWITCH</p>	<p>BSS-001</p>	

USB SOCKETS

		
15A 125V USB WALL OUTLET ADAPTER WITH 2 USB SOCKETS	BAA-016	
		
125V 15A ELECTRIC 4.2A DUAL USB WALL OUTLET	BAS15-2USB TR-BAS15-2USB	
		
125V 15A USA TAMPER RESISTANT- DUPLEX WALL SOCKET WITH 2 USB PORTS	BAS20-2USB TR-BAS20-2USB	
		
125V 20A ELECTRIC 4.2A DUAL USB WALL OUTLET	BAA-015	
		
125V 20A - USA TAMPER RESISTANT DUPLEX WALL SOCKET WITH 2 USB PORTS	BAA-015D	
		
125V 15A ELECTRIC WALL OUTLET WITH 2 TYPE-C PORTS	BAA-017	

		
125V 15A CHARGING OUTLET WITH 4 USB PORTS	BAO-005	
		
USB WALL OUTLET ADAPTER WITH 2 USB AND 2 TYPE-C PORTS	BAO-006	
		
125V 15A CHARGING OUTLET WITH 4 TYPE-C PORTS	BAO-007	

DIMMER SWITCHES

		
<p>120V 15A WAPER PLASTIC WALL LIGHT SWITCH - WHITE</p>	BAK-004A	
	BAK-004AG	
		
<p>125V 15A DIMMER SWITCH FOR LED LIGHTS - UL CERTIFIED - WHITE</p>	BAK-008	
		
<p>MOTION SENSOR LIGHT SWITCH - 1000W 1/4HP UNIPOLAR - 120VAC - 60HZ - UL CERTIFIED</p>	BAG-001	
	BAG-001C	
		
<p>OUTDOOR LIGHTING PIR MOTION SENSOR</p>	BAG-002	
		
<p>OUTDOOR LIGHTING PIR MOTION SENSOR</p>	BAG-003	
		
<p>INFRARED MOTION SENSOR - 220V AC</p>	BAG-004	

		
OUTDOOR LIGHTING MOTION SENSOR	BAG-005	
		
DIMMER LIGHT SWITCH - SINGLE POLE - 3-WAY LED / INCANDESCENT	BAK-101 BAK-101-N	
SWITCHES AND SOCKETS		
		
15AMP PUSH-IN AND SIDE WIRED - 120-277V AC - SINGLE POLE - WHITE	YGD-001	
		
COMMERCIAL GRADE DOUBLE ROCKER SWITCH - DECORATIVE - 15A 120-277V - WHITE	TGD-002	
		
15A 120-277V - SIDE WIRED - FOUR WAY - WHITE	BAK-003	
		
15A 125V US GAUGE DUAL TOGGLE SWITCH	BAK-006	






		
<p>6 SOCKET EXTENDER</p>	<p>BCC-004</p>	
		
<p>GROUNDING DUPLEX HEAVY DUTY SOCKET - REINFORCED YUKKER - SELF GROUNDING CLAMP - 3 FORKS - 15A 120V - UL CERTIFIED - WHITE</p>	<p>YGB-045</p>	
		
<p>GROUNDING DUPLEX HEAVY DUTY SOCKET - REINFORCED YUKKER - SELF GROUNDING CLAMP - 3 FORKS - 15A 120V - UL CERTIFIED - WHITE</p>	<p>YGB-047</p>	
		
<p>20A 125V DUAL POWER TR OUTLET - WHITE - TRANSFORMER REQUIRED</p>	<p>YGB-048</p>	
		
<p>20A 125V DUAL POWER OUTLET - WHITE - TRANSOFRMER REQUIRED</p>	<p>YGB-050</p>	

		
<p>15A 125-250V (DUAL VOLTAGE) - NARROW BODY DUPLEX SOCKET - STRAIGHT BLADE - COMMERCIAL GRADE - SELF GROUNDED - WHITE</p>	<p>BAS-011</p>	
		
<p>20A 125V - ULTRA-THIN DOUBLE SIDED PRINTER SOCKET - WHITE - ANT-CR020- TRANSFORMER REQUIRED</p>	<p>BAS-012</p>	
<p>INDUSTRIAL SOCKETS</p>		
		
<p>50A 125V USA - INDUSTRIAL SOCKET - COPPER ALLOY (CONNECT CONDUCTORS UP TO 8AWG)</p>	<p>BAS-001</p>	
		
<p>30A 125-250V - NEMA 14-30R - 3P - 4W - FLUSH MOUNT REC</p>	<p>BAS-022 BAS-022A</p>	
		
<p>50A - 125/250V - NEMA 14-50R - 3P - 4W- FLUSH MOUNT REC</p>	<p>BAS-023 BAS-023A</p>	
		







20A 240V - TWO POLE - 3 WIRE GROUNDING	BAS-024	
	BAS-024A	
		
20A 250V - TWO POLE - 3 WIRE GROUNDING	BAS-025	
	BAS-025A	
		
20A 125V US - ANTI-TRIP SOCKET	BAS-026	
		
3 POLE STRAIGHT BLADE DIY REWIREABLE - 15A 125V GROUNDING	BCT-003	













WIRE CONNECTORS & TAPE

PART	PART NUMBER	Qty.
WIRE CONNECTORS AND TAPE		
WATERPROOF NYLON WIRE NUTS		
		
ORANGE	P4	
		
IVORY WHITE (+ BLACK)	W2	
		
RED (+ BLACK)	W3	
TWIST-ON WIRE CONNECTORS		
		
WINGED YELLOW (18-10 AWG)	W1	
		
WINGED TAN (18-8 AWG)	W2	




		
WINGED RED (18-8 AWG)	W3	
		
WINGED GREY (18-10 AWG)	W4	
		
WINGED BLUE (12-8 AWG)	W5	
		
ORANGE/GREY (22-14 AWG)	P1	
		
ORANGE/BLUE (22-14 AWG)	P2	
		
ORANGE (22-14 AWG)	P3	

		
ORANGE/YELLOW (22-10 AWG)	P4	
		
RED (22-10 AWG)	P6	
		
ORANGE/YELLOW (22-10 AWG)	P4-H	
PUSH IN WIRE CONNECTORS		
		
NYLON 66 - COPPER PLATED, STAINLESS STEEL SHRAPNEL - 450V - 16A - UL, CE, ROHS, VDE, CQC	GC222-2	
		
NYLON 66 - COPPER PLATED, STAINLESS STEEL SHRAPNEL - 450V - 16A - UL, CE, ROHS, VDE, CQC	GC222-3	
		
NYLON 66 - COPPER PLATED, STAINLESS STEEL SHRAPNEL - 450V - 16A - UL, CE, ROHS, VDE, CQC	GC222-4	

		
NYLON 66 - COPPER PLATED, STAINLESS STEEL SHRAPNEL - 450V - 16A - UL, CE, ROHS, VDE, CQC	GC222-5	
QUICK CONNECTS		
		
2 PORTS - 32AMP - RED	T301632	
		
3 PORTS - 32AMP - ORANGE	T301633	
		
4 PORTS - 32AMP - YELLOW	T301634	
ELECTRICAL TAPE		
		
BLACK PVC TAPE - 7MIL X 3/4 X 60 FT	ET-001	
		
BLUE PVC TAPE - 7MIL X 3/4 X 60 FT	ET-002	

		
GREEN PVC TAPE - 7MIL X 3/4 X 60 FT	ET-003	
		
RED PVC TAPE - 7MIL X 3/4 X 60 FT	ET-004	
		
WHITE PVC TAPE - 7MIL X 3/4 X 60 FT	ET-005	
		
YELLOW PVC TAPE - 7MIL X 3/4 X 60 FT	ET-006	



CONDUIT & ACCESSORIES

PART	PART NUMBER	Qty.
CONDUIT AND ACCESSORIES		
CONDUIT		
		
ELECTRICAL CONDUIT MADE FROM A MIXTURE OF IRON AND ZINC WITH A PROTECTIVE COATING OF GALVINISATION	ANT-G50 - 1/2"	
	ANT-G75 - 3/4"	
	ANT-G100 - 1"	
	ANT-G125 - 1-1/4"	
	ANT-G150 - 1-1/2"	
	ANT-G200 - 2"	
		
LIQUID TIGHT STEEL FLEXIBLE CONDUIT - INNER LAYER IS GALVANIZED STEEL STRIP AND OUTER LAYER IS PLASTICIZED WITH PVC	ANT-LFC38 - C	
	ANT-LFC50 - 1/2"	
	ANT-LFC75 - 3/4"	
	ANT-LFC100 - 1"	
	ANT-LFC125 - 1-1/4"	
	ANT-LFC150 - 1-1/2"	
	ANT-LFC200 - 2"	
	ANT-LFC250 - 2-1/2"	
		
HDG GALVANIZED STEEL EMT CONDUIT PIPE - UL797 STANDARD	ANT-ESC50 - 1/2"	
	ANT-ESC75 - 3/4"	
	ANT-ESC100 - 1"	
	ANT-ESC125 - 1-1/4"	
	ANT-ESC150 - 1-1/2"	
	ANT-ESD200 - 2"	
	ANT-ESC250 - 2-1/2"	
	ANT-ESC300 - 3"	

ACCESSORIES

		
<p>UNISTRUT CHANNEL</p>	<p>ANT-CT4120 - 41*41*2.0MM</p>	
	<p>ANT-CT2120 - 41*21*2.0MM</p>	
	<p>ANT-CT4125 - 41*41*2.5MM</p>	
	<p>ANT-CT2125 - 41*21*2.5MM</p>	
		
<p>DIE-CAST ALUMINUM ROUND METER SOCKET - EXTERIOR - 100A</p>	<p>MT-100R</p>	
		
<p>SQUARE METER SOCKET - 100A</p>	<p>MT-100S</p>	
		
<p>METER SOCKET - 125A</p>	<p>MT-125-4J-RL</p>	
		
<p>4J METER SOCKET - 200A</p>	<p>MT-200-4J-RL</p>	
		
<p>7J METER SOCKET - 200A</p>	<p>MT-200-7J-RL</p>	


GROUNDING SCREWS

		
<p>STAINLESS STEEL SELF-TAPPING SCREW</p>	<p>ANT-784</p>	
		
<p>GREEN GALVANIZED STEEL SLOTTED HEX WASHER HEAD MACHINE SCREW GROUND FASTENERS</p>	<p>ANT-GS40</p>	


CABLE WIRE

CABLE WIRE


MC CABLE

PART	SIZE (AWG OR KCMIL)	PHASE CONDUCTOR DIAMETER (MM)	INSULATION (MM)	OUTSIDE DIAMETER (MM)	Qty.
	6-6-6-6	4.29	1.14	20.80	
	4-4-4-6	5.41	1.14	23.00	
	2-2-2-6	6.81	1.14	25.80	
	1-1-1-4	7.59	1.40	28.80	
	1/0-1/0-1/0-4	8.53	1.40	30.70	
	2/0-2/0-2/0-4	9.55	1.40	32.90	
	3/0-3/0-3/0-4	10.74	1.40	35.40	
	4/0-4/0-4/0-2	12.07	1.40	39.30	
	250-250-250-2	13.21	1.65	41.90	
	350-350-350-1	15.65	1.65	51.00	
	500-500-500-1	18.69	1.65	57.70	


AC/BX ARMORED CABLE

	SIZE (AWG OR KCMIL)	BONDING CONDUCTOR SIZE	INSULATION (MM)	NYLON JACKET (MM)	OD (IN)	Qty.
	14-2	16AWG SOLID	0.38	0.10	0.464	
	14-3	16AWG SOLID	0.38	0.10	0.484	
	14-4	16AWG SOLID	0.38	0.10	0.517	
	12-2	16AWG SOLID	0.38	0.10	0.498	
	12-3	16AWG SOLID	0.38	0.10	0.521	
	12-4	16AWG SOLID	0.38	0.10	0.557	
	10-2	16AWG SOLID	0.51	0.10	0.560	
	10-3	16AWG SOLID	0.51	0.10	0.588	
	10-4	16AWG SOLID	0.51	0.10	0.632	

AC90 METAL CLAD CABLE

	NUMBER OF CORES	SIZE (AWG)	INSULATION THICKNESS (MM)	BONDING WIRE SIZE (AWG)	APPROXIMATE DIAMETER (MM)	APPROXIMATE NET CABLE WEIGHT (kg/km)	Qty.
	2	14	0.76	14	11.1	333.5	
	2	12	0.76	14	11.9	379.1	
	2	10	0.76	12	13.0	454.7	
	3	14	0.76	14	11.6	371.9	
	3	12	0.76	14	12.5	430.6	
	3	10	0.76	12	13.7	527.8	
	4	14	0.76	14	12.6	421.3	
	4	12	0.76	14	13.6	494.7	
	4	10	0.76	12	15.0	616.1	

NMD90 CABLE

PART	NUMBER OF CONDUCTORS	SECTION AREA (AWG)	BONDING CONDUCTOR (AWG)	INSULATION THICKNESS (MM)	JACKET THICKENSS (MM)	OUTSIDE DIAMETER (MM)	Qty.
	2	14	14	0.76	0.76	4.9*9.9	
	2	12	14	0.76	0.76	5.5*10.8	
	2	10	12	0.76	0.76	5.9*12.3	
	2	8	10	0.89	1.14	7.9*16.1	
	2	6	8	1.14	1.14	9.4*20.1	
	3	14	14	0.76	0.76	8.80	
	3	12	14	0.76	0.76	9.80	
	3	10	12	0.76	0.76	10.90	
	3	8	10	0.89	1.14	14.70	
	3	6	8	1.14	1.14	18.10	

OUR Contact

Get in touch with Us!



866-979-6578



info@lumexlabs.com



www.lumexlabs.com.com



312 W. 2nd Street, #4145
Casper, WY 82601

